















1988 CHEVROLET BERETTA 2.8L 173cid V6 : Transmission-Manual : Clutch Slave Cylinder		Price
EIS Part # EW155320		\$6.62
  Clutch Slave Cylinder 1 1/4"   Clutch Slave Cyl 1 1/4" [Wholesaler Closeout] -- 30 Day Warranty] (Only 7 Remaining)		
QUALITEE Part # 5593090		\$22.79
  Clutch Slave Cyl [Wholesaler Closeout] -- 30 Day Warranty] (Only 1 Remaining)		
WAGNER Part # SC126870 {#F126870}		\$24.89
  1-1/4" Bore		
AUTOSPECIALTY / KELSEY-HAYES Part # S82012		\$25.42
  Clutch Slave Cyl [Wholesaler Closeout] -- 30 Day Warranty] (Only 16 Remaining)		
DORMAN Part # CS360000 {Click Info Link for Alternate/OEM Part Numbers}		\$31.79
  Bore = 1-1/4"; From VIN 500001		
DORMAN Part # CS360002 {#22533975, 22535541, CSA360002}		\$34.79
  Bore = 1-1/4"; Fom VIN 200001 To 500000		
RHINOPAC/WORLD CAR Part # S0412		\$37.79
 		
BRUTE POWER Part # 360000		\$41.99
  Except Bleeder Screw		
BRUTE POWER Part # 360002		\$43.89
  Bleeder Screw		
ACDELCO Part # 386389 {#19183264}		\$46.79
  CYLINDER,CLU SLV VIN 200001 500000, TYPE 1; 2 DOORS		
* Stocked in outlying warehouse--shipping delayed up to 5 business days		
ACDELCO Part # 386387 {#19183262}		\$46.79
  CYLINDER,CLU SLV VIN 500001 UP, TYPE 2; 2 DOORS		
* Stocked in outlying warehouse--shipping delayed up to 5 business days		
EXEDY Part # SC714		\$58.79
  Master Cyl with 5.00 Inch Rod		